



Sliding & Folding Systems

▶ TopLine XL K2








Product	Article No.	SAP	Item Description	Qty.	Unit	PU	MRP	HS Code
Top Running & Flush Fitted Wardrobe Door Sliding Fittings								
TopLine XL K2								
TopLine XL K2 - Weight 60/80/100 Kg per Door with Soft Closing & Soft Opening; Max. Door Dimensions: Height-3000 mm & Width-2000 mm								
	9275788	9275788	Fitting Set for 2 door (18-30 mm Thickness) Door weight upto 60 Kg	1	Set	1	19,590	83024200
	9275790	9275790	Fitting Set for 2 door (22-30 mm Thickness) Door weight upto 80 Kg	1	Set	1	20,110	83024200
	9275708	9275708	Fitting Set for 2 door (32-40 mm Thickness) Door weight upto 100 Kg	1	Set	1	21,325	83024200
	9275781	9275781	Fitting Set for 3 door (18-30 mm Thickness) Door weight upto 60 Kg	1	Set	1	27,044	83024200
	9275709	9275709	Fitting Set for 3 door (22-30 mm Thickness) Door weight upto 80 Kg	1	Set	1	27,565	83024200
	9275707	9275707	Fitting Set for 3 door (32-40 mm Thickness) Door weight upto 100 Kg	1	Set	1	28,952	83024200
	9278794	9278794	Fitting Set for 4 door (18-30 mm Thickness) Door weight upto 60 Kg	1	Set	1	39,180	83024200
	9278795	9278795	Fitting Set for 4 door (22-30 mm Thickness) Door weight upto 80 Kg	1	Set	1	40,220	83024200
	9276737	9276737	Silent System for 2 door (60-100 kg)	1	Set	1	9,015	83024200
	9276646	9276646	Silent System for 3 door (60-100 kg)	1	Set	1	18,125	83024200
	9278799	9278799	Silent System for 4 door (60-100 kg)	1	Set	1	25,700	83024200
	9278657	9278657	Runner & Guide Profile 4000 mm with complete Clip set	1	Set	1	26,675	83024200



Sliding & Folding Systems

► TopLine L New









Product	Article No.	SAP	Item Description	Qty.	Unit	PU	MRP	HS Code
TopLine L New								
	Topline L: 2 Door Right for Wooden Doors 18–30 mm thickness – Weight 50 kg per door; Max Door Dimensions: Height 2600 mm & Width 550–1500 mm							
	9242712	9242712	2 Door right – Runner Set, Guide set & Fixing material for Door thickness of 18–30mm for door weight upto 50 Kg	1	Set	1	10,500	83024200
	9242238	9242238	Silent system Soft closing for 2 door weight up to 50Kg	1	Set	1	6,250	83024200
	9277167	9277167	4000 mm Runner profile and Guide Profile	1	Set	1	15,700	83024200
			Total Set				32,450	
	Topline L: 2 Door Right for Wooden Doors 35–50 mm thickness – Weight 50 kg per door; Max Door Dimensions: Height 2600 mm & Width 550–1500 mm							
	9242715	9242715	2 Door right – Runner Set, Guide set & Fixing material for Door thickness of 35–50mm for door weight upto 50 Kg	1	Set	1	10,700	83024200
	9242238	9242238	Silent system Soft closing for 2 door weight up to 50Kg	1	Set	1	6,250	83024200
	9277167	9277167	4000 mm Runner profile and Guide Profile	1	Set	1	15,700	83024200
			Total Set				32,650	
	Topline L: 3 Door for Wooden Doors 18–30 mm thickness – Weight 50 kg per door; Max Door Dimensions: Height 2600 mm & Width 550–1500 mm							
	9242713	9242713	3 Door Runner Set, Guide set & Fixing material for Door thickness of 18–30mm for door weight upto 50 Kg	1	Set	1	12,750	83024200
	9242240	9242240	Silent system Soft closing for 3 door weight up to 50Kg	1	Set	1	11,150	83024200
	9277167	9277167	4000 mm Runner profile and Guide Profile	1	Set	1	15,700	83024200
			Total Set				39,600	
	Topline L: 3 Door for Wooden Doors 35–50 mm thickness – Weight 50 kg per door; Max Door Dimensions: Height 2600 mm & Width 550–1500 mm							
	9242718	9242718	3 Door Runner Set, Guide set & Fixing material for Door thickness of 35–50mm for door weight upto 50 Kg	1	Set	1	12,940	83024200
	9242240	9242240	Silent system Soft closing for 3 door weight up to 50Kg	1	Set	1	11,150	83024200
	9277167	9277167	4000 mm Runner profile and Guide Profile	1	Set	1	15,700	83024200
			Total Set				39,790	
	Topline L: Left Door Kit, Silent System Soft Opening & Soft Colliding							
	9242711	9242711	2 Door left – Runner Set, Guide set & Fixing material for Door thickness of 18–30mm for door weight upto 50 Kg	1	Set	1	9,360	83024200
	9242714	9242714	2 Door left – Runner Set, Guide set & Fixing material for Door thickness of 35–50mm for door weight upto 50 Kg	1	Set	1	9,550	83024200
	9242227	9242227	Silent system Soft opening for 2 door weight up to 50Kg	1	Set	1	15,750	83024200
	9242228	9242228	Silent system Soft opening for 3 door weight up to 50Kg	1	Set	1	10,590	83024200
	9254630	9254630	Soft colliding for the rear most doors of 3-door sliding door cabinets	1	Set	1	1,370	83024200

Sliding & Folding Systems

► TopLine 22



Product	Article No.	SAP	Item Description	Qty.	Unit	PU	MRP	HS Code
TopLine 22								
	TopLine 22: 2 Door with STB 11 (Frontmost Door on Right) for Wooden & Aluminium Profile Doors Weight 50 kg per door; Max Door Dimensions: H-2500 & Width-1500 for 21 mm thickness							
	13431	13431	Set 2-Door for thickness 21 mm	1	Set	1	6,064	83024200
	45080	45080	STB 11 Set 2-Doors	1	Set	1	1,889	83024200
	71111	9288912	Runner profile 3000 mm Silver Alu.	1	Pc	4	1,888	76042990
	71117	71117	STB 11 Guide profile 3000 mm Alu.	1	Pc	4	1,794	76042990
		Total Set				11,635		
	TopLine 22: 2 Door with STB 12 (Frontmost Door on Right) for Wooden & Aluminium Profile Doors Weight 50 kg per door; Max Door Dimensions: H-2500 mm & Width-1500 mm for 21 mm thickness							
	13431	13431	Set 2-Door for thickness 21 mm	1	Set	1	6,064	83024200
	45082	45082	STB 12 Set 2-Doors	1	Set	1	2,020	83024200
	71111	9288912	Runner profile 3000 mm Silver Alu.	1	Pc	4	1,888	76042990
	71116	9288835	STB 12 Guide profile 3000 mm Alu.	1	Pc	10	1,932	76042990
		Total Set				11,904		
	TopLine 22: 2 Door with STB 15 (Frontmost Door on Right) for Wooden & Aluminium Profile Doors Weight 50kg per door; Max Door Dimensions: H-2500 mm & Width-1500 mm for 21 mm Thickness							
	13431	13431	Set 2-Door for thickness 21 mm	1	Set	1	6,064	83024200
	45199	45199	STB 15 Set 2-Doors	1	Set	1	2,315	83024200
	71111	9288912	Runner profile 3000 mm Silver Alu.	1	Pc	4	1,888	76042990
	9288834	9288834	STB 15 Guide profile 3000 mm Alu.	1	Pc	4	2,276	76042990
		Total Set				12,543		
	TopLine 22: 3 Door with STB 11 for Wooden & Aluminium Profile Doors- Weight 50kg per door; Max Door Dimensions: H-2500 mm & Width-1500 mm for 21 mm Thickness							
	13433	13433	Set 3-Door for thickness 21 mm	1	Set	1	7,854	83024200
	45081	45081	STB 11 Set 3-Doors	1	Set	1	2,255	83024200
	71111	9288912	Runner profile 3000mm Silver Alu.	1	Pc	4	1,888	76042990
	71117	71117	STB 11 Guide profile 3000mm Alu.	1	Pc	4	1,794	76042990
		Total Set				13,791		
	TopLine 22: 3 Door with STB 12 for Wooden & Aluminium Profile Doors - Weight 50kg per door; Max Door Dimensions: H-2500 mm & Width-1500 mm for 21 mm Thickness							
	13433	13433	Set 3-Door for thickness 21 mm	1	Set	1	7,854	83024200
	45083	45083	STB 12 Set 3-Doors	1	Set	1	2,519	83024200
	71111	9288912	Runner profile 3000mm Silver Alu.	1	Pc	4	1,888	76042990
	71116	9288835	STB 12 Guide profile 3000 mm Alu.	1	Pc	10	1,932	76042990
		Total Set				14,193		
	Top Line 22, 50 Kg/ Door , Wodden & Aluminium (Other Options)							
	13432	13432	Set Front Door on left for thickness 21 mm	1	Set	1	6,065	83024200
	9080202	9080202	Set Front Door on left for thickness 28 mm	1	Set	1	6,396	83024200
	46418	46418	Cover Profile 1000 mm	1	Pc	4	785	39169090

Sliding & Folding Systems

▶ TopLine 22



Product	Article No.	SAP	Item Description	Qty.	Unit	PU	MRP	HS Code
TopLine 22 Advanced								
	TopLine 22 2 Door Advanced with STB 11 (Frontmost Door on Right) for Wooden & Aluminium Profile Doors - Weight 50 kg per door; Max Door Dimensions: Height -2500 mm & Width -1500 mm for 28 mm thickness							
	9080201	9080201	Top Door Runner set for Door Thickness 28 mm (Max.)	1	Set	1	6,396	83024200
	45080	45080	STB 11 Guide Set	1	Set	1	1,889	83024200
	71111	9288912	Runner profile 3000 mm Silver Alu.	1	Pc	4	1,888	76042990
	71117	71117	STB 11 Guide profile 3000 mm Alu.	1	Pc	4	1,794	76042990
		Total Set				11,967		
	TopLine 22: 2 Door Advanced with STB 12 (Frontmost Door on Right) for Wooden & Aluminium Profile Doors - Weight 50 kg per door; Max Door Dimensions: Height -2500 mm & Width -1500 mm for 28 mm thickness							
	9080201	9080201	Top Door Runner set for Door Thickness 28 mm (Max.)	1	Set	1	6,396	83024200
	45082	45082	STB 12 Guide Set	1	Set	1	2,020	83024200
	71111	9288912	Runner profile 3000 mm Silver Alu.	1	Pc	4	1,888	76042990
	71116	9288835	STB 12 Guide profile 3000 mm Alu.	1	Pc	10	1,932	76042990
		Total Set				12,236		
	TopLine 22: 2 Door Advanced with STB 15 (Frontmost Door on Right) for Wooden & Aluminium Profile Doors - Weight 50 kg per door; Max Door Dimensions: Height -2500 mm & Width -1500 mm for 28 mm thickness							
	9080201	9080201	Top Door Runner set for Door Thickness 28 mm (Max.)	1	Set	1	6,396	83024200
	45199	45199	STB 15 Guide Set	1	Set	1	2,315	83024200
	71111	9288912	Runner profile 3000 mm Silver Alu.	1	Pc	4	1,888	76042990
	9288834	9288834	STB 15 Guide profile 3000 mm Alu.	1	Pc	4	2,276	76042990
		Total Set				12,875		
	TopLine 22: 3 Door Advanced with STB 11 for Wooden & Aluminium Profile Doors - Weight 50 kg per door; Max Door Dimensions: Height -2500 mm & Width -1500 mm for 28 mm Thickness							
	9080203	9080203	Top Door Runner set for Door Thickness 28 mm (Max.)	1	Set	1	8,446	83024200
	45081	45081	STB 11 Guide Set	1	Set	1	2,255	83024200
	71111	9288912	Runner profile 3000 mm Silver Alu.	1	Pc	4	1,888	76042990
	71117	71117	STB 11 Guide profile 3000 mm Alu.	1	Pc	4	1,794	76042990
		Total Set				14,383		
	TopLine 22: 3 Door Advanced with STB 12 for Wooden & Aluminium Profile Doors - Weight 50kg per door; Max Door Dimensions: Height -2500 mm & Width -1500 mm for 28 mm Thickness							
	9080203	9080203	Top Door Runner set for Door Thickness 28 mm (Max.)	1	Set	1	8,446	83024200
	45083	45083	STB 12 Guide Set	1	Set	1	2,519	83024200
	71111	9288912	Runner profile 3000 mm Silver Alu.	1	Pc	4	1,888	76042990
	71116	9288835	STB 12 Guide profile 3000 mm Alu.	1	Pc	10	1,932	76042990
		Total Set				14,785		
	TopLine 22 Silent System soft closing set & Cover Profile							
	9084432	9084432	Silent System soft closing set-2 Door	1	Set	1	7,242	39263000
	9096761	9096761	Silent System soft closing set-3 Door	1	Set	1	7,659	39263000
	46418	46418	Cover Profile 1000 mm	1	Pc	1	785	39169090

Sliding & Folding Systems

► TopLine 110 & TopLine M



Product	Article No.	SAP	Item Description	Qty.	Unit	PU	MRP	HS Code
---------	-------------	-----	------------------	------	------	----	-----	---------

Top Running & Inset Wardrobe/Cabinet Sliding Fittings

TopLine 110



**Topline 110: 2 Door for Wooden & Aluminium Profile Doors – Weight 20 kg per door;
Max Door Dimensions: Height 2000 mm & Width 500–1500 mm**

9040230	9040230	Aluminium Runner Profile 3000 mm for gluing in	1	Pc	1	2,087	76042990
45317	45317	Topline 110 Set for 2 Door Cabinet (for 16-19 mm door thickness)	1	Set	1	3,155	83024200
9079731	9079731	Silent System for Wooden Door only (Max door weight 20kg)	1	Set	1	4,234	39263000

TopLine M



**Topline M: 2 Door for Wooden Doors – Weight 35 kg per door;
Max Door Dimensions: Height 2300 mm & Width 500–1250 mm**

9133641	9133641	2 Door Runner Set for guide system 16.2	1	Set	1	4,729	83024200
9144901	9144901	Set silent system 2 door	1	Set	1	3,724	39263000
9117425	9117425	Top-Line M(35) Runner Track 2000 mm	1	Pc	1	2,648	76042990
9117429	9117429	STB 16.2 Guide Track Under 2000 mm	1	Pc	1	640	39169090
9200386	9200386	Top-Line M(35) Brush Strip Grey 2100 mm	1	Pc	1	247	39269097



Sliding & Folding Systems

► TopLine 1




Product	Article No.	SAP	Item Description	Qty.	Unit	PU	MRP	HS Code
TopLine 1								
	Topline 1: 2 Door for Wooden Doors with STB 11- Weight 50 kg per door; Max Door Dimensions : Height 1500-2500 mm & Width 500-1500 mm							
	9303120	9303120	Top Door Runner Set for 2 Doors	1	Set	1	3,088	83024200
	9288833	9288833	Aluminium Runner Profile 3000 mm	1	Pc	4	2,725	76042990
	71117	71117	STB 11 Aluminium Guide profile 3000 mm	1	Pc	4	1,794	76042990
	45080	45080	STB 11 Guide Set for 2-Doors	1	Set	1	1,889	83024200
			Total Set				9,496	
	Topline 1: 2 Door for Wooden Doors with STB 12- Weight 50 kg per door; Max Door Dimensions : Height 1500-2500 mm & Width 500-1500 mm							
	9303120	9303120	Top Door Runner Set for 2 Doors	1	Set	1	3,088	83024200
	9288833	9288833	Aluminium Runner Profile 3000 mm	1	Pc	4	2,725	76042990
	71116	9288835	STB 12 Aluminium Guide profile 3000 mm	1	Pc	10	1,932	76042990
	45082	45082	STB 12 Guide Set for 2-Doors	1	Set	1	2,020	83024200
			Total Set				9,765	
	Topline 1: 2 Door for Wooden Doors with STB 35- Weight 50 kg per door; Max Door Dimensions : Height 1500-2500 mm & Width 500-1500 mm							
	9303120	9303120	Top Door Runner Set for 2 Doors	1	Set	1	3,088	83024200
	9288833	9288833	Aluminium Runner Profile 3000 mm	1	Pc	4	2,725	76042990
	46790	46790	STB 35 plastic guide profile 3500 mm	2	Pc	25	442	39169090
	25119	25119	STB 35 Guide Set for 2-Doors	2	Set	100	57	39263000
			Total Set				6,312	
	Topline 1: 2 Door for Wooden Doors with STB 11- Weight 75 kg per door; Max Door Dimensions : Height 1500-2500 mm & Width 500-1500 mm							
	45078	45078	Top Door Runner Set for 2 Doors	1	Set	1	5,276	83024200
	9288833	9288833	Aluminium Runner Profile 3000 mm	1	Pc	4	2,725	76042990
	71117	71117	STB 11 Aluminium Guide profile 3000 mm	1	Pc	4	1,794	76042990
	45080	45080	STB 11 Guide Set for 2-Doors	1	Set	1	1,889	83024200
			Total Set				11,684	
	Topline 1: 2 Door for Wooden Doors with STB 12 - Weight 75 kg per door; Max Door Dimensions: Height 1500-2500 mm & Width 500-1500 mm							
	45078	45078	Top Door Runner Set for 2 Doors	1	Set	1	5,276	83024200
	9288833	9288833	Aluminium Runner Profile 3000 mm	1	Pc	4	2,725	76042990
	71116	9288835	STB 12 Aluminium Guide profile 3000 mm	1	Pc	10	1,932	76042990
	45082	45082	STB 12 Guide Set for 2-Doors	1	Set	1	2,020	83024200
			Total Set				11,953	
	Topline 1: 2 Door for Wooden Doors with STB 35 - Weight 75 kg per door; Max Door Dimensions: Height 1500-2500 mm & Width 500-1500 mm							
	45078	45078	Top Door Runner Set for 2 Doors	1	Set	1	5,276	83024200
	9288833	9288833	Aluminium Runner Profile 3000 mm	1	Pc	4	2,725	76042990
	46790	46790	STB 35 plastic guide profile 3500 mm	2	Pc	25	442	39169090
	25119	25119	STB 35 Guide Set for 2-Doors	2	Set	100	57	39263000
			Total Set				8,500	

Sliding & Folding Systems

► TopLine 1



Product	Article No.	SAP	Item Description	Qty.	Unit	PU	MRP	HS Code
	Topline 1: 3 Door for Wooden Doors with STB 11 - Weight 50 kg per door; Max Door Dimensions: Height 1500-2500 mm & Width 500-1500 mm							
	45077	45077	Top Door Runner Set for 3 Doors	1	Set	1	4,083	83024200
	9288833	9288833	Aluminium Runner Profile 3000 mm	1	Pc	4	2,725	76042990
	71117	71117	STB 11 Aluminium Guide profile 3000 mm	1	Pc	4	1,794	76042990
	45081	45081	STB 11 Guide Set for 3-Doors	1	Set	1	2,255	83024200
	Total Set							10,857
	Topline 1: 3 Door for Wooden Doors with STB 12 - Weight 50 kg per door; Max Door Dimensions: Height 1500-2500 mm & Width 500-1500 mm							
	45077	45077	Top Door Runner Set for 3 Doors	1	Set	1	4,083	83024200
	9288833	9288833	Aluminium Runner Profile 3000 mm	1	Pc	4	2,725	76042990
	71116	9288835	STB 12 Aluminium Guide profile 3000 mm	1	Pc	10	1,932	76042990
	45083	45083	STB 12 Guide Set for 3-Doors	1	Set	1	2,519	83024200
	Total Set							11,259
	Topline 1: 3 Door for Wooden Doors with STB 35 - Weight 50 kg per door; Max Door Dimensions: Height 1500-2500 mm & Width 500-1500 mm							
	45077	45077	Top Door Runner Set for 3 Doors	1	Set	1	4,083	83024200
	9288833	9288833	Aluminium Runner Profile 3000 mm	1	Pc	4	2,725	76042990
	46790	46790	STB 35 plastic guide profile 3500 mm	2	Pc	25	442	39169090
	25119	25119	STB 35 Guide Set for 3-Doors	3	Set	100	86	39263000
	Total Set							7,336
	Topline 1: 3 Door for Wooden Doors with STB 11 - Weight 75 kg per door; Max Door Dimensions: Height 1500-2500 mm & Width 500-1500 mm							
	45079	45079	Top Door Runner Set for 3 Doors	1	Set	1	7,472	83024200
	9288833	9288833	Aluminium Runner Profile 3000 mm	1	Pc	4	2,725	76042990
	71117	71117	STB 11 Aluminium Guide profile 3000 mm	1	Pc	4	1,794	76042990
	45081	45081	STB 11 Guide Set for 3-Doors	1	Set	1	2,255	83024200
	Total Set							14,246
	Topline 1: 3 Door for Wooden Doors with STB 12 - Weight 75 kg per door; Max Door Dimensions: Height 1500-2500 mm & Width 500-1500 mm							
	45079	45079	Top Door Runner Set for 3 Doors	1	Set	1	7,472	83024200
	9288833	9288833	Aluminium Runner Profile 3000 mm	1	Pc	4	2,725	76042990
	71116	9288835	STB 12 Aluminium Guide profile 3000 mm	1	Pc	10	1,932	76042990
	45083	45083	STB 12 Guide Set for 3-Doors	1	Set	1	2,519	83024200
	Total Set							14,648
	Topline 1: 3 Door for Wooden Doors with STB 35 - Weight 75 kg per door; Max Door Dimensions: Height 1500-2500 mm & Width 500-1500 mm							
	45079	45079	Top Door Runner Set for 3 Doors	1	Set	1	7,472	83024200
	9288833	9288833	Aluminium Runner Profile 3000 mm	1	Pc	4	2,725	76042990
	46790	46790	STB 35 plastic guide profile 3500 mm	2	Pc	25	442	39169090
	25119	25119	STB 35 Guide Set for 3-Doors	3	Set	100	86	39263000
	Total Set							10,725

Sliding & Folding Systems

► SlideLine M, SlideLine 66, SlideLine 55 & SlideLine 55 Plus








Product	Article No.	SAP	Item Description	Qty.	Unit	PU	MRP	HS Code
Bottom Running & Overlay & Inset Cabinet Door Sliding Fittings								
SlideLine M								
SlideLine M: 1 Door for Wooden & Aluminium framed Doors – Weight 30 kg per door; Max Door Dimensions: Height 2000 mm & Width 300-1800 mm								
	9156338	9156338	Set fitting SlideLine M with Silent system for Wooden & 55 mm Alu. Profile Doors (Min. Width 450 mm; Weight Max. 30kg; Self Thickness 16-25 mm)	1	Set	1	8,492	83024200
	9156339	9156339	Set fitting SlideLine M, for Wooden & 55mm Alu. Profile Doors (Min. Width 300 mm; Weight Max. 30 kg; Self Thickness 16-25 mm)	1	Set	1	4,966	83024200
	9209225	9209225	Profile Set SL-M 18/2500 mm 1 Profile	1	Set	1	6,642	76042990
	9209226	9209226	Profile Set SL-M 18/4000 mm 1 Profile	1	Set	1	9,499	76042990
	9209228	9209228	Profile Set SL-M 22/2500 mm 1 Profile	1	Set	1	7,010	76042990
	9209229	9209229	Profile Set SL-M 22/4000 mm 1 Profile	1	Set	1	10,232	76042990
	9209230	9209230	Profile Set SL-M 25/2500 mm 1 Profile	1	Set	1	7,266	76042990
	9209231	9209231	Profile Set SL-M 25/4000 mm 1 Profile	1	Set	1	10,225	76042990
	9209277	9209277	Decorative Silver Cover for 18 mm /2500 mm	1	Set	1	2,560	39199080
	9209278	9209278	Decorative Silver Cover for 18 mm /4000 mm	1	Set	1	3,507	39269097
	9209287	9209287	Decorative Silver Cover for 22 mm /4000 mm	1	Set	1	3,674	39269097
	9209399	9209399	Decorative Silver Cover for 25 mm /2500 mm	1	Set	1	2,578	39269097
	9209400	9209400	Decorative Silver Cover for 25 mm /4000 mm	1	Set	1	3,512	39269097
	SlideLine 66							
	SlideLine 66: 1 Door for Wooden & Alu.framed Doors– Weight 10 kg per door; Max Door Dimensions: Height 800 mm & Width 400-1500 mm							
	20143	9125955	Cover Profile 3000 mm Silver	1	Pc	4	245	39169090
	20142	20142	Aluminium Runner Profile 3000 mm Silver	1	Pc	4	2,206	76042990
	20145	20145	Slide-Line 66 Set for Wooden and Aluminium Profile doors (for 16-19 mm thick door)	1	Set	1	1,746	83024200
SlideLine 55								
	SlideLine 55: 2 Door for Wooden Doors – Weight 15 kg per door with Plastic Runner Profile; Max Door Dimensions: Height 1500 mm & Width 400-2000 mm							
	25121	1010501	Profile 4000mm Brown	1	Pc	20	292	39169090
	25122	1006347	Running Component for 15kg door (For 16-19mm thick door)	1	Pc	100	63	39263000
	25123	1006263	Guide Component with Spring loaded bolt (For 16-19mm thick door)	1	Pc	100	78	39263000
	47392	47392	Door Stopper Press-In for 15kg door	1	Pc	100	17	39263000
	9079731	9079731	Add-On Silent System (max door weight 20 kg)	1	Pc	1	4,234	39263000
SlideLine 55 Plus								
	SlideLine 55 Plus: 2 Door for Wooden Doors – Weight 15-30 kg per door; Max Door Dimensions: Height 1500 mm & Width 400-2000 mm							
	1057668	1057668	Runner & guide profile Alu 4000 mm	1	Pc	4	1,231	76042990
	9115217	9115217	Guiding part STB 55 plus	1	Pc	100	133	83024200
	9115219	9115219	SL 55 plus running part	1	Pc	100	292	39263000
	9115216	9115216	Spacer STB 55 plus	1	Pc	100	56	39269097
	9119584	9119584	Silent system SL 55plus left	1	Pc	30	1,193	83024200
	9119585	9119585	Silent system SL 55plus right	1	Pc	30	1,193	83024200
	9118477	9118477	Assembly activator SISY SL 55	1	Pc	300	101	39263000

Sliding & Folding Systems

► SlideLine 56, SlideLine Grant 400 Neo, Vertico Synchro & Vertico Mono








Product	Article No.	SAP	Item Description	Qty.	Unit	PU	MRP	HS Code
SlideLine 56								
	SlideLine 56: 2 Door for Wooden Doors- Weight 40 kg per door; Max Door Dimensions: Height 2000 mm & Width 500-1000 mm							
	1015936	9288854	Aluminium Runner Profile 2000 mm Silver	1	Pc	24	310	76042990
	71110	9288856	Aluminium Runner Profile 3000 mm Silver	1	Pc	24	440	76042990
	45234	9266143	2 Door Kit for 1 cabinet (16-19 mm thick door)	1	Set	1	1,890	83024200
	45235	45235	3 Door Kit for 1 cabinet (16-19 mm thick door)	1	Set	1	2,661	39263000
	9079731	9079731	Add-On Silent System (max door weight 20kg)	1	Set	1	4,234	39263000
SlideLine Grant 400 Neo								
	SlideLine Grant 400 Neo: 2/3 Door (Floor to Ceiling) Sliding system with Soft Closing & Soft Opening; Max Door Dimensions: Height 3500 mm & Width 1200 mm - Silver Anodized							
	9297023	9297023	Grant 400 Neo Kit	1	Set	1	2,864	83024100
	9296877	9296877	Upper Track, 3600 mm SA	1	Pc	2	3,601	76042990
	9296878	9296878	Upper Track, 2400 mm SA	1	Pc	2	2,402	76042990
	9296879	9296879	Bottom Track, 3600 mm SA	1	Pc	2	1,781	76042990
	9296880	9296880	Bottom Track, 2400 mm SA	1	Pc	2	1,187	76042990
	9297044	9297044	Middle Door Frame Profile, 1200 mm SA	1	Set	2	835	76042990
	9297041	9297041	Upper Door Frame Profile, 1200 mm SA	1	Set	2	523	76042990
	9297042	9297042	Vertical Door Frame Profile, 3500 mm SA	1	Set	2	2,575	76042990
	9297043	9297043	Bottom Door Frame Profile, 1200 mm SA	1	Set	2	838	76042990
	SlideLine Grant 400 Neo: 2/3 Door (Floor to Ceiling) Sliding system with Soft Closing & Soft Opening; Max Door Dimensions: Height 3500 mm & Width 1200 mm - Black							
	9289653	9289653	Soft closing Dampers, Rollers & Fixing Materials	1	Set	1	2,784	83024100
	9300497	9300497	Top Frame Profile - 1200 mm Black	1	Pc	2	782	76042990
	9300498	9300498	Vertical Frame Profile - 3500 mm Black	1	Pc	2	3,713	76042990
	9300499	9300499	Bottom Frame Profile - 1200 mm Black	1	Pc	2	1,349	76042990
	9300512	9300512	Transverse or Middle Frame Profile - 1200 mm Black	1	Pc	2	981	76042990
	9293857	9293857	Fixing Screw ST 6X30 mm for Grant 400 Neo Profiles	1	Pc	5	16	73181400
	9295418	9295418	Sealing Brush 7X8 mm, 3500 mm	1	Pc	1	131	39204900
	9293855	9293855	Glass Sealing Strip 6mm for Grant 400 Neo, 1200 mm	1	Pc	1	89	39204900
	9293856	9293856	Glass Sealing Strip 6mm for Grant 400 Neo, 3500 mm	1	Pc	1	260	39204900
	9300500	9300500	Upper Track, 2400 mm Black	1	Pc	2	4,084	76042990
	9300511	9300511	Bottom Track, 2400 mm Black	1	Pc	2	2,018	76042990
	9302258	9302258	Upper Track, 3600 mm Black	1	Pc	2	6,122	76042990
	9302259	9302259	Bottom Track, 3600 mm Black	1	Pc	2	3,027	76042990
Vertically running Door Sliding Fittings								
Vertico Synchro								
	Vertico Synchro: 2 Door for Wooden and Aluminium Profile Doors - Weight 15 kg per door; Max Door Dimensions: Height 400-600 mm & Width 1500 mm max.							
	20386	20386	Vertico Synchro Set 400 for Overlay Door height 400-600 mm	1	Set	1	27,688	83024200
	20400	20400	Cover Profile 2500 mm Aluminium Silver anodised	2	Pc	1	3,920	76042990
Vertico Mono								
	Vertico Mono: 1 Door for Wooden and Aluminium Profile Doors - Weight 15 kg per door; Max Door Dimensions: Height 400-700 mm & Width 1500 mm max.							
	45315	45315	Set Vertico Mono for inset door	1	Set	1	23,318	83024200
	20400	20400	Cover Profile 2500 mm Aluminium Silver anodised	2	Pc	1	3,920	76042990

Sliding & Folding Systems

▶ WingLine L




Product	Article No.	SAP	Item Description	Qty.	Unit	PU	MRP	HS Code
Folding Door System for Wardrobe / Cabinet								
WingLine L								
	Wingline L Push to move - Weight 5 kg to 12 kg per wing ; Max Door Dimensions : 2400 mm Height & 600 mm Door Wing Width (Order Sensys 8675 Hinges Separately)							
	9237901	9237901	Wing Line L Kit - Left	1	Pc	1	2,561	83024200
	9237900	9237900	Wing Line L Kit - Right	1	Pc	1	2,561	83024200
	9238051	9238051	Push to Move Mechanisms Medium- Left	1	Pc	1	9,252	83024200
	9238101	9238101	Push to Move Mechanisms Medium- Right	1	Pc	1	9,252	83024200
	9237917	9237917	Runner Profile - 2400 mm	1	Pc	1	2,826	76042990
9237758	9237758	Profile Mounting Clip	2	Pc	1	212	39269097	
	Wingline L Push to move - Weight 12 kg to 25 Kg per wing ; Max Door Dimensions : 2400 mm Height & 600 mm Door Wing Width (Order Sensys 8675 Hinges Separately) Profile size: 2400 mm							
	9237880	9237880	Wing Line L Kit - Left	1	Pc	1	4,277	83024200
	9237881	9237881	Wing Line L Kit - Right	1	Pc	1	4,277	83024200
	9238052	9238052	Push to Move Mechanisms Heavy - Left	1	Pc	1	9,970	83024200
	9238053	9238053	Push to Move Mechanisms Heavy - Right	1	Pc	1	9,970	39263000
	9239310	9239310	Runner & Guide Profile, with Profile Mounting Clip	1	Pc	1	4,383	76042990
9264191	9264191	Mechanical Catch	1	Set	50	1,153	83024200	
	Wingline L Pull to move - Weight 5 kg to 12 kg per wing ; Max Door Dimensions : 2400 mm Height & 600 mm Door Wing Width (Order Sensys 8675 Hinges Separately)							
	9237901	9237901	Wing Line L Kit - Left	1	Pc	1	2,561	83024200
	9237900	9237900	Wing Line L Kit - Right	1	Pc	1	2,561	83024200
	9238115	9238115	Pull to move Mechanisms Medium- Left	1	Pc	1	9,252	83024200
	9238116	9238116	Pull to move Mechanisms Medium- Right	1	Pc	1	9,252	83024200
	9237917	9237917	Runner Profile - 2400 mm	1	Pc	1	2,826	76042990
9237758	9237758	Profile Mounting Clip	2	Pc	1	212	39269097	
	Wingline L Pull to move - Weight 12 kg to 25 Kg per wing ; Max Door Dimensions : 2400 mm Height & 600 mm Door Wing Width (Order Sensys 8675 Hinges Separately) Profile size: 2400 mm							
	9237880	9237880	Wing Line L Kit - Left	1	Pc	1	4,277	83024200
	9237881	9237881	Wing Line L Kit - Right	1	Pc	1	4,277	83024200
	9238125	9238125	Pull to move Mechanisms Heavy - Left	1	Pc	1	9,970	83024200
	9238114	9238114	Pull to move Mechanisms Heavy - Right	1	Pc	1	9,970	83024200
	9239310	9239310	Runner & Guide Profile, with Profile Mounting Clip	1	Pc	1	4,383	76042990
	Wingline L Pull to move Silent - Weight 5 kg to 12 kg per wing ; Max Door Dimensions : 2400 mm Height & 600 mm Door Wing Width (Order Sensys 8645i Hinges Separately)							
	9237903	9237903	Wing Line L Kit - Left	1	Pc	1	2,561	83024200
	9237902	9237902	Wing Line L Kit - Right	1	Pc	1	2,561	83024200
	9238121	9238121	Pull to move Silent Mechanisms Medium- Left	1	Pc	1	8,239	83024200
	9238124	9238124	Pull to move Silent Mechanisms Medium- Right	1	Pc	1	8,239	83024200
	9237917	9237917	Runner Profile - 2400 mm	1	Pc	1	2,826	76042990
9237758	9237758	Profile Mounting Clip	2	Pc	1	212	39269097	
	Wingline L Pull to move Silent - Weight 12 kg to 25 Kg per wing ; Max Door Dimensions : 2400 mm Height & 600 mm Door Wing Width (Order Sensys 8645i Hinges Separately) Profile size: 2400 mm							
	9237852	9237852	Wing Line L Kit - Left	1	Pc	1	4,277	83024200
	9237890	9237890	Wing Line L Kit - Right	1	Pc	1	4,277	83024200
	9238123	9238123	Pull to move Silent Mechanisms Heavy - Left	1	Pc	1	8,813	39269097
	9238122	9238122	Pull to move Silent Mechanisms Heavy - Right	1	Pc	1	8,813	39269097
	9239310	9239310	Runner & Guide Profile, with Profile Mounting Clip	1	Pc	1	4,383	76042990


Sliding & Folding Systems


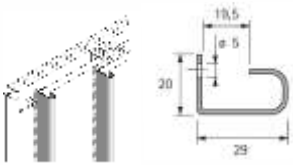
► WingLine 230, WingLine 170 & Accessories



Product	Article No.	SAP	Item Description	Qty.	Unit	PU	MRP	HS Code
	WingLine 230: 2 Doors with 4 Wings for Wooden Doors – Weight 20-25 kg per door; Max Door Dimensions: Height 3000mm & Door wing Width 600 mm (Order Hinges Separately)							
	79013	1079849	Runner profile Aluminium White 2400 mm	1	Pc	4	8,296	76042990
	79015	9225395	WingLine 230 Set of 4 Wings (Left & Right) (16-25 mm Door thickness)	1	Set	1	26,760	83024200

	Wingline 170: 1 Door with 2 Wings for Wooden/Aluminium Profile Doors – Weight depends on hinges used; Max Door Dimensions: Height 2200 mm & Door wing Width 300 mm (Order Hinges Separately)							
	74658	74658	Wingline 170 set	1	Set	1	1,468	83024200
	71648	1022834	Centre Folding Door Hinge 625 (Nickel plated Steel)	1	Pc	4	51	83021000








Accessories for Sliding & Folding Doors								
	45198	9189775	Door Bend Adjustment Rod Fitting - Steel threaded rod with plastic covers	1	Set	2	952	83024200
	26453	26453	Brush Sealing Strip 2500mm (27 mm height.; Screw on Brown)	1	Pc	40	1,289	39269097
	9200386	9200386	Self Adhesive Brush Sealing Strip 2500 mm (8 mm height.)	1	Pc	1	247	39269097
	9073662	9073662	Sensys 8675 Hinge ; Opening Angle 110° for Push to move and Pull to Move Mechanisms	1	Pc	1	259	83021000
	9071575	9091575	Sensys Mount Plate	1	Pc	1	29	83021000
	9237758	9237758	Profile Mounting Clip	1	Pc	1	106	39269097

Product	Product Section	Details	Article No.	SAP	Unit	PU	MRP	HS Code
Aluminum Door Profiles for 2/3 Sliding Door Carcases (Door thickness 18-19 mm)								
		Door Profile Predrilled 18-19mm L 2500 mm	9136121	9136121	Pc	01	2,089	76042990
		Door Profile U-Shaped Predrilled 18-19mm L 2500 mm	9136122	9136122	Pc	01	1,568	76042990

Sliding & Folding Systems

▶ TopLine 80, TopLine 80 SiSy, TopLine 120 SiSy
& SlideLine 16



Product	Article No.	SAP	Item Description	Qty.	Unit	PU	MRP	HS Code
Top Running Sliding & Folding Door System as Space Dividers								
Sliding								
	Topline 80: Single profile Top Running Door – Weight 80 kg/door; Max Door Dimensions: Width1000/1500 mm (Max.)							
	14005	9089915	Kit for 1 Door (Door Thickness : 25 mm upwards)	1	Set	1	3,727	76042990
	14006	9288841	Runner profile anodised aluminium profile 2000 mm	1	Pc	4	1,778	76042990
	9295969	9295969	Runner profile anodised aluminium profile 3000 mm	1	Pc	4	2,482	76042990
	Topline 80 SiSy: Single Profile Top Running Door with soft closing & soft opening – Weight 80 kg/door; Max Door Dimensions: Width1000/1500 mm (Max.)							
	9289654	9289654	Sliding Kit for 80 kg door with Silent system (Opening & Closing)	1	Set	1	4,769	83024100
	9295967	9295967	Runner profile anodised aluminium profile 2000 mm	1	Pc	4	1,778	76042990
	9295968	9295968	Runner profile anodised aluminium profile 3000 mm	1	Pc	4	2,482	76042990
9289655	9289655	Aluminium profile fixing Acc (For Wall Hanging only)	1	Pc	50	172	83024100	
	TopLine 120 SiSy: Heavy duty soft close sliding door system for room dividers – Weight 120 kg/door; Max door dimensions: Width 1500 mm (Max.)							
	9297034	9297034	Hanging Roller Sliding System with Opening & Closing Dampener with Bottom Guide for 1 Door	1	Set	1	7,141	83024100
	9302260	9302260	Runner Profile, 3000 mm – Silver Anodized	1	Pc	2	6,581	76042990
	SlideLine 16: 2 Door for Wooden doors with 2 m screw on track –Weight 60 kg per door; thickness 16–24 mm							
	9226025	9226025	SL 16- Fitting Set	1	Set	1	1,223	83024200
	9239411	9288847	SL 16- Profile Set Screw 2000 mm–Silver Anodized	1	Set	8	1,485	76169990
	9226028	9226028	Silent System	1	Set	1	961	83024200
		Total Set				3,669		
	SlideLine 16: 2 Door for Wooden doors with 3 m screw on track –Weight 60 kg per door; thickness 16–24 mm							
	9226025	9226025	SL 16- Fitting Set	1	Set	1	1,223	83024200
	9226026	9288846	SL 16- Profile Set Screw 3000 mm–Silver Anodized	1	Set	8	1,935	76169990
	9226028	9226028	Silent System	1	Set	1	961	83024200
		Total Set				4,119		
	SlideLine 16: 2 Door for Wooden doors with 2 m screw on track –Weight 60 kg per door; thickness 16–24 mm							
	9226025	9226025	SL 16- Fitting Set	1	Set	1	1,223	83024200
	9299228	9299228	SL 16- Profile Set Screw 2000 mm–Black	1	Pc	8	2,376	76169990
	9226028	9226028	Silent System	1	Set	1	961	83024200
		Total Set				4,560		
	SlideLine 16: 2 Door for Wooden doors with 3 m screw on track –Weight 60 kg per door; thickness 16–24 mm							
	9226025	9226025	SL 16- Fitting Set	1	Set	1	1,223	83024200
	9299227	9299227	SL 16- Profile Set Screw 3000 mm–Black	1	Pc	8	3,096	76169990
	9226028	9226028	Silent System	1	Set	1	961	83024200
		Total Set				5,280		

Sliding & Folding Systems

► Grant 1230 & Grant 1260



Product	Article No.	SAP	Item Description	Qty.	Unit	PU	MRP	HS Code
	Grant 1230 with 3000 mm Runner, 147 Kg / Door, max. height 3000 mm & min. thickness 25.5 mm							
	9296872	9296872	Runner profile, 3000 mm	1	Pc	2	4,861	76042990
	48295	1133278	Kit for 1 door	1	Set	1	7,035	83024190
	50140	50140	TopLine 1230 Bumper stop	1	Pc	2	1,213	83024200
	50562	50562	Floor Guide Tab Steel	1	Pc	10	477	83024200
			Total Set				13,586	
	Grant 1230 with 3600 mm Runner, 147 Kg / Door, max. height 3000 mm & min. thickness 25.5 mm							
	9296873	9296873	Runner profile, 3600 mm	1	Pc	2	7,115	76041090
	48295	1133278	Kit for 1 door	1	Set	1	7,035	83024190
	50140	50140	TopLine 1230 Bumper stop	1	Pc	2	1,213	83024200
	50562	50562	Floor Guide Tab Steel	1	Pc	10	477	83024200
			Total Set				15,840	
	Grant 1260 with 3000 mm Runner (For Heavy Duty Folding Doors) - 80 Kg / Door							
	1133284	1133284	Kit for 1 fold	1	Set	1	12,331	83024200
	9296875	9296875	Guide profile, 3000 mm	1	Pc	2	2,585	76041090
	9296872	9296872	Runner profile, 3000 mm	1	Pc	2	4,861	76042990
	50141	50141	Guide rollers	1	Pc	1	1,083	83024190
			Total Set				20,860	
	Grant 1260 with 3600 mm Runner (For Heavy Duty Folding Doors) - 80 Kg / Door							
	1133284	1133284	Kit for 1 fold	1	Set	1	12,331	83024200
	9296876	9296876	Guide profile, 3600 mm	1	Pc	2	2,769	76041090
	9296873	9296873	Runner profile, 3600 mm	1	Pc	2	7,115	76041090
	50141	50141	Guide rollers	1	Pc	1	1,083	83024190
			Total Set				23,298	



Sliding & Folding Systems

► Grant SD










Product	Article No.	SAP	Item Description	Qty.	Unit	PU	MRP	HS Code
Grant SD for door weight 68 kg								
	TopLine Grant SD Set Standard 8 feet with Silent System							
	9199838	9288888	Single Track 8 feet	1	Pc	1	18,895	83024190
	9191124	9191124	Standard Hardware Set	1	Set	1	9,328	83024190
	9235608	9235608	Silent System SD	1	Pc	1	18,021	83024190
			Total Set				46,244	
	TopLine Grant SD Set Low Profile 8 feet with Silent System							
	9199838	9288888	Single Track 8 feet	1	Pc	1	18,895	83024190
	9203725	9203725	Low profile Hardware Set	1	Set	1	32,748	83024190
	9235608	9235608	Silent System SD	1	Pc	1	18,021	83024190
			Total Set				69,664	
	TopLine Grant SD Set Standard 10 feet with Silent System							
	9199839	9288889	Single Track 10 feet	1	Pc	1	15,748	83024190
	9191124	9191124	Standard Hardware Set	1	Set	1	9,328	83024190
	9235608	9235608	Silent System SD	1	Pc	1	18,021	83024190
			Total Set				43,097	
	TopLine Grant SD Set Low Profile 10 feet with Silent System							
	9199839	9288889	Single Track 10 feet	1	Pc	1	15,748	83024190
	9203725	9203725	Low profile Hardware Set	1	Set	1	32,748	83024190
	9235608	9235608	Silent System SD	1	Pc	1	18,021	83024190
			Total Set				66,517	
	TopLine Grant SD Set Standard 12 feet with Silent System							
	9199840	9288890	Single Track 12 feet	1	Pc	1	18,897	83024190
	9191124	9191124	Standard Hardware Set	1	Set	1	9,328	83024190
	9235608	9235608	Silent System SD	1	Pc	1	18,021	83024190
			Total Set				46,246	
	TopLine Grant SD Set Low Profile 12 feet with Silent System							
	9199840	9288890	Single Track 12 feet	1	Pc	1	18,897	83024190
	9203725	9203725	Low profile Hardware Set	1	Set	1	32,748	83024190
	9235608	9235608	Silent System SD	1	Pc	1	18,021	83024190
			Total Set				69,666	
	Accessories							
	9203733	9203733	Front fascia (8 feet)	1	Pc	1	9,693	83024190
	9203751	9203751	Header mount Fascia Clip	1	Pc	1	1,108	83024190
	9202941	9202941	End cap without fascia	1	Pc	1	2,579	83024190

Sliding & Folding Systems

► Grant HD



Product	Article No.	SAP	Item Description	Qty.	Unit	PU	MRP	HS Code
Grant HD for door weight 147 kg								
	TopLine Grant HD Set Standard 8 feet with Silent System							
	9201460	9288893	Single Track 8 feet	1	Pc	1	12,776	83024190
	9191125	9191125	Standard Hardware Set	1	Set	1	10,299	83024190
	9235621	9235621	Silent System HD	1	Pc	1	21,666	83024190
			Total Set				44,741	
	TopLine Grant HD Set Low Profile 8 feet with Silent System							
	9201460	9288893	Single Track 8 feet	1	Pc	1	12,776	83024190
	9203729	9203729	Low profile Hardware Set	1	Set	1	32,773	83024190
	9235621	9235621	Silent System HD	1	Pc	1	21,666	83024190
			Total Set				67,215	
	TopLine Grant HD Set Standard 10 feet with Silent System							
	9201461	9288894	Single Track 10 feet	1	Pc	1	14,472	83024190
	9191125	9191125	Standard Hardware Set	1	Set	1	10,299	83024190
	9235621	9235621	Silent System HD	1	Pc	1	21,666	83024190
			Total Set				46,437	
	TopLine Grant HD Set Low Profile 10 feet with Silent System							
	9201461	9288894	Single Track 10 feet	1	Pc	1	14,472	83024190
	9203729	9203729	Low profile Hardware Set	1	Set	1	32,773	83024190
	9235621	9235621	Silent System HD	1	Pc	1	21,666	83024190
			Total Set				68,911	
	TopLine Grant HD Set Standard 12 feet with Silent System							
	9201462	9288895	Single Track 12 feet	1	Pc	1	17,349	83024190
	9191125	9191125	Standard Hardware Set	1	Set	1	10,299	83024190
	9235621	9235621	Silent System HD	1	Pc	1	21,666	83024190
			Total Set				49,314	
	TopLine Grant HD Set Low Profile 12 feet with Silent System							
	9201462	9288895	Single Track 12 feet	1	Pc	1	17,349	83024190
	9203729	9203729	Low profile Hardware Set	1	Set	1	32,773	83024190
	9235621	9235621	Silent System HD	1	Pc	1	21,666	83024190
			Total Set				71,788	
	Accessories							
	9203733	9203733	Front fascia (8 feet)	1	Pc	1	9,693	83024190
	9203751	9203751	Header mount Fascia Clip	1	Pc	1	1,109	83024190
	9202942	9202942	End cap without fascia	1	Pc	1	2,592	83024190

Sliding & Folding Systems

► Grant XHD



Product	Article No.	SAP	Item Description	Qty.	Unit	PU	MRP	HS Code
---------	-------------	-----	------------------	------	------	----	-----	---------

Grant XHD for door weight 227 kg



TopLine Grant XHD Set Standard 12 feet without Silent System								
9199513	9288887	Single Track 12 feet	1	Pc	1	32,140	83024190	
9191126	9191126	Standard Hardware Set	1	Set	1	15,468	83024190	
Total Set						47,608		